













# GWN Series Master Comparison Chart - Indoor

Specifications	Indoor Wi-Fi Access Points							
Model	 <b>GWN7602</b>	 <b>GWN7624</b>	 <b>GWN7605</b>	 <b>GWN7615</b>	 <b>GWN7625</b>	 <b>GWN7630</b>	 <b>GWN7660</b>	 <b>GWN7664</b>
Client Devices	Up to 80	200+	100+	200+	200+	200+	250+	Up to 750
Range	Up to 100 Meters	Up to 175 Meters	Up to 165 Meters	Up to 175 Meters	Up to 165 Meters	Up to 175 Meters	Up to 175 Meters	Up to 175 Meters
Network Interfaces	1x 10/100/1000M uplink Ethernet port with PoE/PoE+ 2x 10/100M Ethernet port with PSE 1x 10/100M Ethernet port	1x 10/100/1000M uplink Ethernet port with PoE/PoE+ 2x 10/100/1000M Ethernet port with PSE 1x 10/100/1000M Ethernet port	2 x autosensing 10/100/1000 Base-T Ethernet Ports	2x autosensing 10/100/1000 Base-T Ethernet Ports	2x autosensing 10/100/1000 Base-T Ethernet Ports	2x autosensing 10/100/1000 Base-T Ethernet Ports	2x autosensing 10/100/1000 Base-T Ethernet Ports	1x 1G Port and 1 x 2.5G Port
PoE/PoE+	Supports 802.3 az; PoE 802.3af/ 802.3at PSE max output per port: 6W; Max Consumption: 20W	Support 802.3az PoE 802.3af/ 802.3at; PSE Maximum Output Per Port: 6W; Maximum Power Consumption: 25W	Supports PoE 802.3af/ 802.3at Max Consumption: 10.16W	Supports PoE 802.3af/802.3at; Max consumption: 12.5W	Supports PoE 802.3af/802.3at; Max consumption: 13W	Supports PoE 802.3af/ 802.3at; Max Consumption: 16.5W	Supports PoE 802.3af/ 802.3at; Max Consumption: 9W	Supports PoE 802.3af/802.3at; Max Consumption: 17w
2.4G Throughput	300Mbps (2x2:2 MIMO)	300Mbps (2x2:2 MIMO)	300Mbps (2x2:2 MIMO)	450Mbps (3x3:3 MIMO)	300Mbps (2x2:2 MIMO)	600Mbps (4x4:4 MIMO)	573.5Mbps (2x2:2 MIMO)	1147Mbps (4x4:4 MIMO)
5G Throughput	867Mbps (2x2:2 MIMO)	1733Mbps (4x4:4 MU-MIMO)	867Mbps (2x2:2 MU-MIMO)	1300Mbps (3x3:3 MU-MIMO)	1733Mbps (4x4:4 MU-MIMO)	1733Mbps (4x4:4 MU-MIMO)	1201Mbps (2x2:2 MU-MIMO)	2400Mbps (4x4:4 MU-MIMO)
Wi-Fi Standards	IEEE 802.11a/b/g/n/ac	IEEE 802.11 a/b/g/n/ac	IEEE 802.11a/b/g/n/ac (Wave-2)	IEEE 802.11a/b/g/n/ac (Wave-2)	IEEE 802.11a/b/g/n/ac (Wave-2)	IEEE 802.11 a/b/g/n/ac (Wave-2)	IEEE 802.11 a/b/g/n/ac/ax	IEEE 802.11 a/b/g/n/ac/ax
SSIDs	8 SSIDs total, 4 per radio (2.4Ghz and 5Ghz)	16 SSIDs total, 8 per radio (2.4Ghz and 5Ghz)	16 SSIDs total, 8 per radio (2.4Ghz and 5Ghz)	32 SSIDs total, 16 per radio (2.4Ghz and 5Ghz)	16 SSIDs total, 8 per radio (2.4Ghz and 5Ghz)	32 SSIDs total, 16 per radio (2.4Ghz and 5Ghz)	32 SSIDs total, 16 per radio (2.4Ghz and 5Ghz)	32 SSIDs total, 16 per radio (2.4 Ghz and 5Ghz)
Network Management	GWN.Cloud GWN Manager	GWN.Cloud GWN Manager Embedded Controller	GWN.Cloud GWN Manager Embedded Controller	GWN.Cloud GWN Manager Embedded Controller	GWN.Cloud GWN Manager Embedded Controller	GWN.Cloud GWN Manager Embedded Controller	GWN.Cloud GWN Manager Embedded Controller	GWN.Cloud GWN Manager Embedded Controller
Antennas	2 dual band internal antennas	Two 5G & two double frequency internal antennas	2 dual band internal antennas	3 dual band internal antennas	6 single frequency internal antennas	4 dual band internal antennas	2 dual band internal antennas	8 individual internal antennas, 4 per band
Wi-Fi & System Security	WEP, WPA/WPA2-PSK, WPA/WPA2 Enterprise, anti-hacking secure boot and critical data/control lockdown via digital signatures	WEP, WPA/WPA2-PSK, WPA/WPA2 Enterprise (TKIP/AES); WPA3, anti-hacking secure boot and critical data/control lockdown via digital signatures, unique security certificate and random default password per device	WEP, WPA/WPA2-PSK, WPA/WPA2 Enterprise (TKIP/AES), WPA3, anti-hacking secure boot and critical data/control lockdown via digital signatures	WEP, WPA/WPA2-PSK, WPA/WPA2 Enterprise, WPA3, anti-hacking secure boot and critical data/control lockdown via digital signatures	WEP, WPA/WPA2-PSK, WPA/WPA2 Enterprise (TKIP/AES); WPA3, anti-hacking secure boot and critical data/control lockdown via digital signatures, unique security certificate and random default password per device	WEP, WPA/WPA2-PSK, WPA/WPA2 Enterprise, WPA3, anti-hacking secure boot and critical data/control lockdown via digital signatures	WEP, WPA/WPA2-PSK, WPA/WPA2 Enterprise (TKIP/AES); WPA3, anti-hacking secure boot and critical data/control lockdown via digital signatures, unique security certificate and random default password per device	WEP, WPA/WPA2-PSK, WPA/WPA2 Enterprise (TKIP/AES); WPA3, anti-hacking secure boot and critical data/control lockdown via digital signatures, unique security certificate and random default password per device
Dimensions	135x115x30mm	135x86x38.5mm	180.4x180.4x40.8mm	205.4x205.4x45.9mm	205.3x205.3x45.9mm	205.3x205.3x45.9mm	180.4x180.4x40.8mm	205.3x205.3x405.9mm
Mounting	Wall Mountable	Wall Mountable	Indoor wall mount or ceiling mount	Indoor wall mount or ceiling mount	Indoor wall mount or ceiling mount, kits included	Indoor wall mount or ceiling mount	Indoor wall mount or ceiling mount, kits included	Indoor wall mount or ceiling mount, kits included

# GWN Series Master Comparison Chart - Outdoor

Specifications	Long-Range Weatherproof Wi-Fi Access Points			
Model	 <b>GWN7605LR</b>	 <b>GWN7630LR</b>	 <b>GWN7660LR</b>	 <b>GWN7664LR</b>
Client Devices	100+	200+	256+	750+
Range	250 Meters	300 Meters	250 Meters	300 meters
Network Interfaces	2x autosensing 10/100/1000 Base-T Ethernet Ports	2x autosensing 10/100/1000 Base-T Ethernet Ports	2x autosensing 10/100/1000 Base-T Ethernet Ports	2x autosensing 10/100/1000 Base-T Ethernet Ports
PoE/PoE+	Supports PoE 802.3af/802.3at; Max Consumption: 10.16W	Supports PoE 802.3af/802.3at; Max Consumption: 16.5W	Supports PoE 802.3af/802.3at; Max Consumption: 12.9W	Supports PoE 802.3af/802.3at; Max Consumption: 18W
2.4G Throughput	300Mbps (2x2:2 MIMO)	600Mbps (4x4:4 MIMO)	573.5Mbps (2x2:2 MIMO)	1147Mbps (4x4:4 MIMO)
5G Throughput	867Mbps (2x2:2 MU-MIMO)	1733Mbps (4x4:4 MU-MIMO)	1201 Mbps (4x4:4 MU-MIMO)	2402Mbps (4x4:4 MU-MIMO)
Wi-Fi Standards	IEEE 802.11a/b/g/n/ac (Wave-2)	IEEE 802.11a/b/g/n/ac (Wave-2)	IEEE 802.11 a/b/g/n/ac/ax	IEEE 802.11 b/g/n/ac/ax
SSIDs	16 SSIDs per radio	16 SSIDs per radio	16 SSIDs per radio	32 SSIDs per radio
Network Management	GWN.Cloud GWN Manager Embedded Controller	GWN.Cloud GWN Manager Embedded Controller	GWN.Cloud GWN Manager Embedded Controller	GWN.Cloud GWN Manager Embedded Controller
Antennas	2 dual band external antennas	4 detachable/changeable dual-band omnidirectional antennas	2 dual band external antennas	4 detachable/changeable dual band external antennas
Wi-Fi & System Security	WEP, WPA/WPA2-PSK, WPA/WPA2 Enterprise, anti-hacking secure boot and critical data/control lockdown via digital signatures	WEP, WPA/WPA2-PSK, WPA/WPA2 Enterprise, anti-hacking secure boot and critical data/control lockdown via digital signatures	WEP, WPA/WPA2-PSK, WPA/WPA2 Enterprise (TKIP/AES); WPA3, anti-hacking secure boot and critical data/control lockdown via digital signatures, unique security certificate and random default password per device	WEP, WPA/WPA2-PSK, WPA/WPA2 Enterprise (TKIP/AES); WPA3, anti-hacking secure boot and critical data/control lockdown via digital signatures, unique security certificate and random default password per device
Dimensions	558.3x115x45.3mm	533.1x115x40mm	358.3x115x45.3mm	562.3x140x44.9mm
Mounting	Wall mount or pole mount	Wall mount or pole mount	Wall mount or pole mount	Wall mount or pole mount, kits included